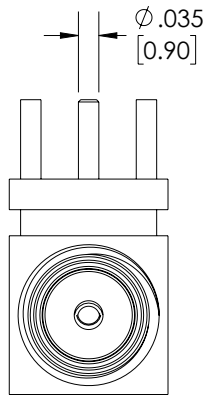
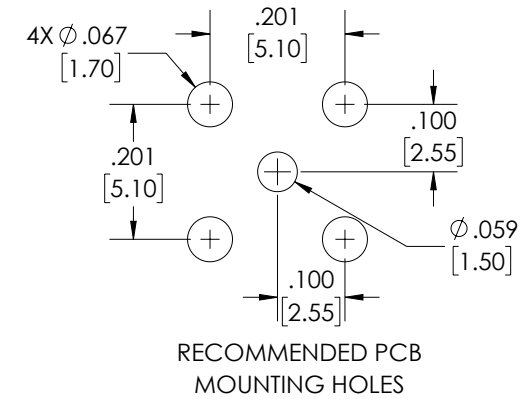
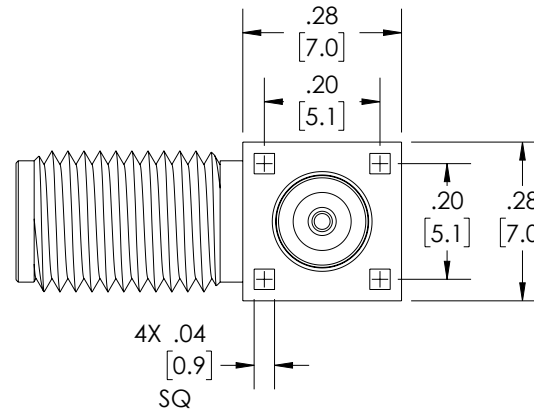
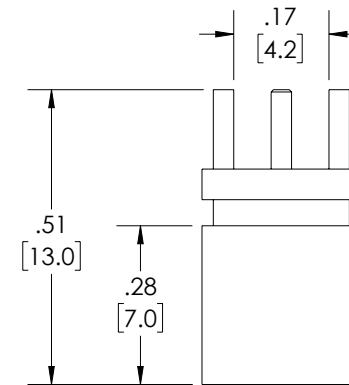
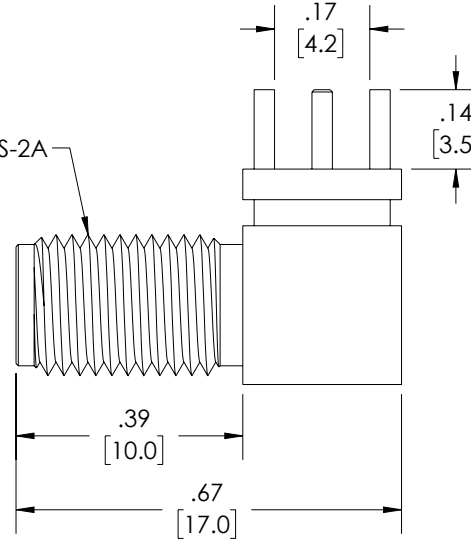


THE INFORMATION CONTAINED IN THIS DRAWING IS THE SOLE PROPERTY OF L-COM, INC. ANY REPRODUCTION IN PART OR WHOLE WITHOUT THE WRITTEN PERMISSION OF L-COM, INC. IS PROHIBITED.

| REVISION | | | | | |
|----------|------|-----------------|------------|------------|-------------|
| ZONE | REV. | DESCRIPTION | DATE | CHANGED BY | APPROVED BY |
| | A | INITIAL RELEASE | 03/21/2023 | BPUCHASKI | AGANWANI |



1/4-36UNS-2A



NOTES:

MATERIAL & FINISH

1. BODY: BRASS, GOLD PLATED
2. CENTER CONTACT: BRASS, GOLD PLATED
3. INSULATOR: PTFE
4. HOUSING: BRASS, GOLD PLATED
5. HEX NUT: BRASS, GOLD PLATED
6. WASHER: BRASS, GOLD PLATED

COMPONENT SHALL BE INDIVIDUALLY PACKAGED IN ACCORDANCE WITH L-COM SPECIFICATION PS-0031.

REGULATORY COMPLIANCE:

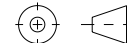
EU RoHS DIRECTIVE (MOST RECENT RELATED VERSION)

UNLESS OTHERWISE SPECIFIED, DIMENSIONS ARE IN INCHES [mm]

OVERALL CABLE LENGTH TOLERANCE:
 ≤12 [305] = +1 [25] / -0
 >12 [305] ≤60 [1524] = +2 [51] / -0
 >60 [1524] ≤120 [3048] = +4 [102] / -0
 >120 [3048] ≤300 [7620] = +6 [152] / -0
 >300 [7620] = +5% / -0

ALL OTHER DIMENSIONAL TOLERANCES:
 .X = ± .2 [5] | FRACTIONS ± 1/32
 .XX = ± .02 [5] | ANGLES ± 1°
 .XXX = ± .005 [1.3]

THIRD-ANGLE PROJECTION



| APPROVALS | DATE |
|--------------------------|------------|
| DRAWN BY BPUCHASKI | 03/21/2023 |
| CHECKED BY DFRISIELLO | 03/21/2023 |
| APPROVED BY AGANWANI | 03/21/2023 |

CONFIGURATION DETAILS OF UNDIMENSIONED FEATURES MAY VARY

COLOR VARIATIONS MAY OCCUR

L-com
an INFINITI® brand

50 High Street, West Mill,
North Andover, MA 01845 USA.
Phone: 1.800.341.5266
1.978.682.6936

CATEGORY
RF INTERCONNECTS

PRODUCT DESCRIPTION
RF PCB Connector, SMA Female (BHD) right angle

| SIZE | CAGE CODE | ITEM NO. | REV. |
|----------|--------------|-----------------------------|----------|
| A | 43321 | RFPCB-SMA-F-R-18G-14 | A |

SCALE: NONE | CAD FILE: RFPCB-SMA-F-R-18G-14.SLDDRW | SHEET 1 OF 1