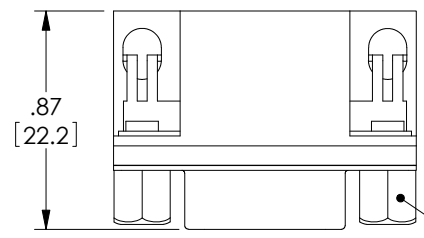
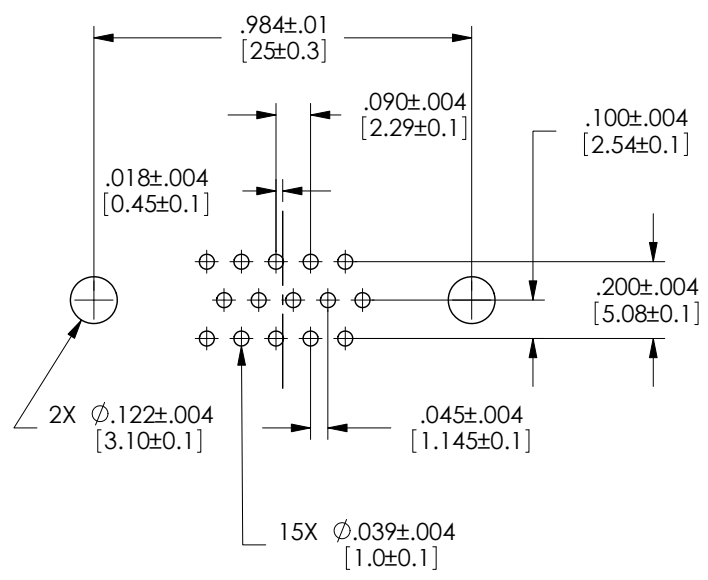
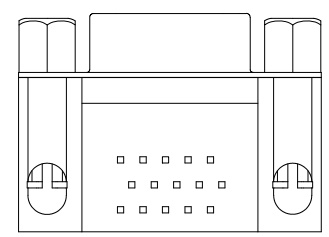
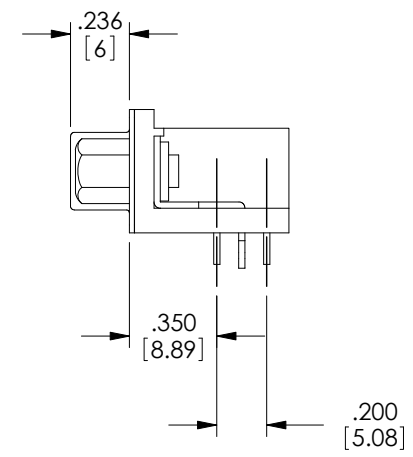
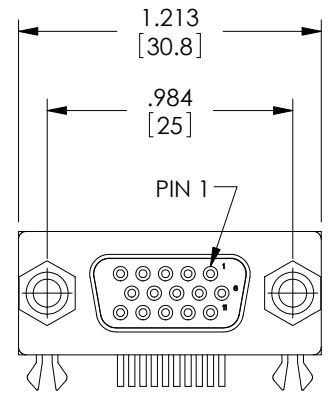


THE INFORMATION CONTAINED IN THIS DRAWING IS THE SOLE PROPERTY OF L-COM, INC. ANY REPRODUCTION IN PART OR WHOLE WITHOUT THE WRITTEN PERMISSION OF L-COM, INC. IS PROHIBITED.

REVISIONS			
REV	DESCRIPTION	DATE	APPROVED
A	INITIAL RELEASE	5/4/11	D.GRIFFIN
B	ECN6146: REMOVE SOURCE REFERENCE	5/8/12	D.FRISIELLO



2X #4-40 UNC
HEX JACKSCREW



PCB LAYOUT

NOTES:

MATERIALS:
CONTACTS: BRASS
SHELLS: COLD ROLLED STEEL
INSULATOR: PBT, UL94V-0, BLACK
JACKSCREWS: BRASS

FINISH:
CONTACT SURFACES: GOLD FLASH
SHELL: NICKEL PLATED
JACKSCREWS: NICKEL PLATED

ELECTRICAL:
DIELECTRIC WITHSTANDING VOLTAGE: AC 1000 V r.m.s.
CONTACT CURRENT RATING: 1 AMPERE
INSULATION RESISTANCE: 500 MEGOHMS MINIMUM AT DC 500V
CONTACT RESISTANCE: 25 MILLIOHMS MAXIMUM

MISCELLANEOUS:
OPERATING TEMPERATURE: -55°C ~ 105°C
ALL DIMENSIONS ARE FOR REFERENCE ONLY
CONNECTOR SHALL BE PACKAGED 10 CONNECTORS PER TRAY AND
LABELED WITH STANDARD L-COM PRODUCT LABEL.

RoHS Compliant ✓



UNLESS OTHERWISE SPECIFIED, DIMENSIONS ARE IN INCHES [mm] OVERALL CABLE LENGTH TOLERANCE: ≤12 [305] = +1 [25] / -0 >12 [305] ≤60 [1524] = +2 [51] / -0 >60 [1524] ≤120 [3048] = +4 [102] / -0 >120 [3048] ≤300 [7620] = +6 [152] / -0 >300 [7620] = +3% / -0% ALL OTHER DIMENSIONAL TOLERANCES: .X = ±.2 .XX = ±.02 .XXX = ±.005 PROJECTION 	APPROVALS DRAWN BY D. CASTRO CHECKED BY D. PARHAM APPROVED BY S. SMITH	DATE 4/4/11 4/7/11 5/2/11	 45 BEECHWOOD DRIVE NORTH ANDOVER, MA 01845
	CATEGORY DATA		PRODUCT DESCRIPTION CONNECTOR, HD15F 90DEG PC
	CONFIGURATION DETAILS OF UNDIMENSIONED FEATURES MAY VARY		
	COLOR VARIATIONS MAY OCCUR 1AC06-020	SIZE A	FSCM NO. 43321

SCALE: NONE	CAD FILE: SDH15S-RA-PC.SLDDRW	SHEET 1 OF 1
-------------	-------------------------------	--------------