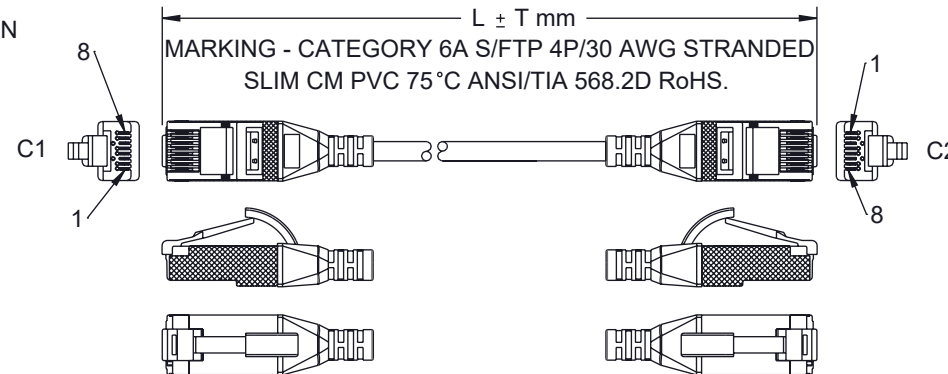
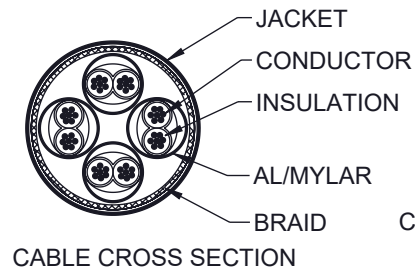
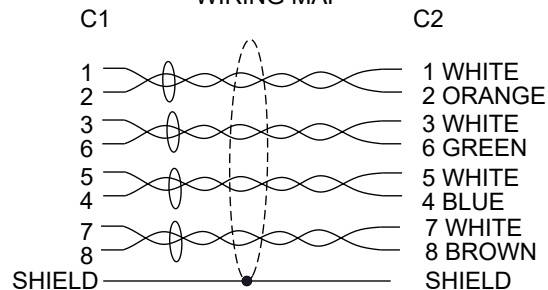


REVISION

ZONE	REV	DESCRIPTION	DATE	CHANGED BY	APPROVED
	B			HBAKKE	

WIRING MAP



NOTES:-

OVERVIEW:

Bandwidth : 500 MHz

O.D. : 4.5 mm

CONDUCTOR : 30 AWG

Approvals : RoHS

Connector : 50 U" gold plated RJ45 connector

PHYSICAL Characteristics:

Cable Type - Cat6A S/FTP

Connector Type(s) - RJ45

Wiring Scheme - T568B

Temperature Rating

Installation : 0 Deg. C to 50 Deg. C

Operation : -20 Deg. C to 60 Deg. C

Voltage rating - 30V

Conductor (Qty. 4 twisted pair):

Conductor Type - 30 AWG (7/0.10 ± 0.008 mm),

Stranded Bare Copper

Insulation - FMPE

Diameter - 0.75 ± 0.05 mm

Pair Identification:

Pair 1 = Orange, Orange-White

Pair 2 = Blue, Blue-White

Pair 3 = Green, Green-White

Pair 4 = Brown, Brown-White

Connector Type (Qty.2):

Connector Type - 8P8C (RJ45)

Gender - Male

Connector Material - PC

Contact Material - Copper Alloy, Gold Plating 50 U"

Hood Material - PVC

Overall Cable :

Jacket - CM PVC

Minimum Average Thickness - 0.60 mm

Outer Diameter - 4.5 ± 0.15 mm

Electrical Characteristics:

Conductor DC Resistance - 60.10 Ω / 100 m
(maximum)

Impedance - 100 Ω

Capacitance - 5600 pf/100m

Propagation Delay - 545ns/100m (Maximum)

Delay Skew - 45ns/100m (Maximum)

Pass Fluke DSX 8000 ISO Patch Cord Test

REGULATORY COMPLIANCE:

EU RoHS DIRECTIVE (MOST RECENT RELEASED VERSION)

THE INFORMATION CONTAINED IN THIS DRAWING IS THE SOLE PROPERTY OF INFINITE ELECTRONICS, INC. ANY REPRODUCTION IN PART OR WHOLE WITHOUT THE WRITTEN PERMISSION OF INFINITE ELECTRONICS, INC. IS PROHIBITED. THESE COMMODITIES, TECHNOLOGY OR SOFTWARE WERE EXPORTED FROM THE UNITED STATES IN ACCORDANCE WITH THE EXPORT ADMINISTRATION REGULATIONS. DIVERSION CONTRARY TO U.S. LAW PROHIBITED.

UNLESS OTHERWISE SPECIFIED
LEADING DIMENSIONS ARE INCHES
DIMENSIONS IN [] ARE MILLIMETERS

TOLERANCES:
X = ±.2 [5] | FRACTIONS
XX = ±.02 [0.5] | ± 1/32
.XXX = ±.005 [0.13] | ANGLES ± 1°

CABLE LENGTH TOLERANCES:
≤12 [305] = +1 [25] / -0
>12 [305] ≤ 60 [1524] = +2 [51] / -0
>60 [1524] ≤ 120 [3048] = +4 [102] / -0
>120 [3048] ≤ 300 [7620] = +6 [152] / -0
>300 [7620] = +5% / -0

ALL DIMENSIONS ARE FOR REFERENCE ONLY
AND SUBJECT TO CHANGE WITHOUT NOTICE.
UN-DIMENSIONED NON-CRITICAL FEATURES
MAY VARY IN SIZE AND LOCATION
COLORS MAY VARY

L-com[®]
an INFINIT[®] brand

Website: www.L-com.com
Phone: 1.800.341.5266 | 1.978.682.6936



INTERPRET ALL DIMENSIONS AND
TOLERANCES PER ASME Y14.5

SCALE	SHEET
NONE	1 OF 2

DESCRIPTION

SIZE	CAGE CODE	DRAWN BY	ITEM NO.	REV
A	43321			B

6

5

4

3

2

1

F

F

PART NUMBER	CABLE COLOUR	LENGTH FEET [METERS]	TOLERANCE INCH [mm]	PART NUMBER	CABLE COLOUR	LENGTH FEET [METERS]	TOLERANCE INCH [mm]
TRD630ADS-BLK-1F	BLACK	1 [0.30]	+ 1.37 [35] / - 0.59 [15]	TRD630ADS-BLU-1F	BLUE	1 [0.30]	+ 1.37 [35] / - 0.59 [15]
TRD630ADS-BLK-2F	BLACK	2 [0.61]	+ 1.37 [35] / - 0.59 [15]	TRD630ADS-BLU-2F	BLUE	2 [0.61]	+ 1.37 [35] / - 0.59 [15]
TRD630ADS-BLK-3F	BLACK	3 [0.91]	+ 1.37 [35] / - 0.59 [15]	TRD630ADS-BLU-3F	BLUE	3 [0.91]	+ 1.37 [35] / - 0.59 [15]
TRD630ADS-BLK-5F	BLACK	5 [1.52]	+ 1.37 [35] / - 0.79 [20]	TRD630ADS-BLU-5F	BLUE	5 [1.52]	+ 1.37 [35] / - 0.79 [20]
TRD630ADS-BLK-7F	BLACK	7 [2.13]	+ 1.37 [35] / - 1.18 [30]	TRD630ADS-BLU-7F	BLUE	7 [2.13]	+ 1.37 [35] / - 1.18 [30]
TRD630ADS-BLK-10F	BLACK	10 [3.05]	+ 1.37 [35] / - 1.18 [30]	TRD630ADS-BLU-10F	BLUE	10 [3.05]	+ 1.37 [35] / - 1.18 [30]
TRD630ADS-BLK-15F	BLACK	15 [4.57]	+ 1.37 [35] / - 1.18 [30]	TRD630ADS-BLU-15F	BLUE	15 [4.57]	+ 1.37 [35] / - 1.18 [30]
TRD630ADS-BLK-20F	BLACK	20 [6.10]	± 2.36 [60]	TRD630ADS-BLU-20F	BLUE	20 [6.10]	± 2.36 [60]
TRD630ADS-BLK-25F	BLACK	25 [7.62]	± 2.36 [60]	TRD630ADS-BLU-25F	BLUE	25 [7.62]	± 2.36 [60]

E

E

D

D

PART NUMBER	CABLE COLOUR	LENGTH FEET [METERS]	TOLERANCE INCH [mm]
TRD630ADS-GRN-1F	GREEN	1 [0.30]	+ 1.37 [35] / - 0.59 [15]
TRD630ADS-GRN-2F	GREEN	2 [0.61]	+ 1.37 [35] / - 0.59 [15]
TRD630ADS-GRN-3F	GREEN	3 [0.91]	+ 1.37 [35] / - 0.59 [15]
TRD630ADS-GRN-5F	GREEN	5 [1.52]	+ 1.37 [35] / - 0.79 [20]
TRD630ADS-GRN-7F	GREEN	7 [2.13]	+ 1.37 [35] / - 1.18 [30]
TRD630ADS-GRN-10F	GREEN	10 [3.05]	+ 1.37 [35] / - 1.18 [30]
TRD630ADS-GRN-15F	GREEN	15 [4.57]	+ 1.37 [35] / - 1.18 [30]
TRD630ADS-GRN-20F	GREEN	20 [6.10]	± 2.36 [60]
TRD630ADS-GRN-25F	GREEN	25 [7.62]	± 2.36 [60]

C

C

B

B

A

A

THE INFORMATION CONTAINED IN THIS DRAWING IS THE SOLE PROPERTY OF INFINITE ELECTRONICS, INC. ANY REPRODUCTION IN PART OR WHOLE WITHOUT THE WRITTEN PERMISSION OF INFINITE ELECTRONICS, INC. IS PROHIBITED. THESE COMMODITIES, TECHNOLOGY OR SOFTWARE WERE EXPORTED FROM THE UNITED STATES IN ACCORDANCE WITH THE EXPORT ADMINISTRATION REGULATIONS. DIVERSION CONTRARY TO U.S. LAW PROHIBITED.

ALL DIMENSIONS ARE FOR REFERENCE ONLY AND SUBJECT TO CHANGE WITHOUT NOTICE. UN-DIMENSIONED/NON-CRITICAL FEATURES MAY VARY IN SIZE AND LOCATION. COLORS MAY VARY.

 an INFINIT® brand Website: www.L-com.com Phone: 1.800.341.5266 1.978.682.6936			 INTERPRET ALL DIMENSIONS AND TOLERANCES PER ASME Y14.5	
			SCALE	SHEET
DESCRIPTION			NONE	2 OF 2
SIZE	CAGE CODE	DRAWN BY	ITEM NO.	REV
A	43321			B

6

5

4

3

2

1