

6

5

4

3

2

1

## REVISION

ZONE	REV	DESCRIPTION	DATE	CHANGED BY	APPROVED
	B	ECO-15149	12/02/2025	TUFRERE	DGUST

F

F

E

E

D

D

C

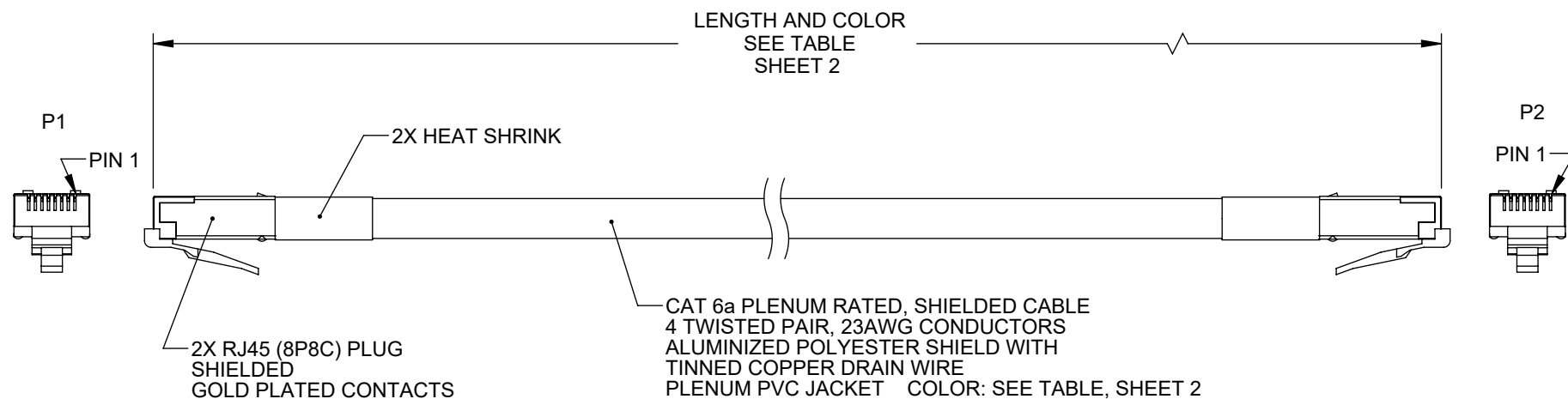
C

B

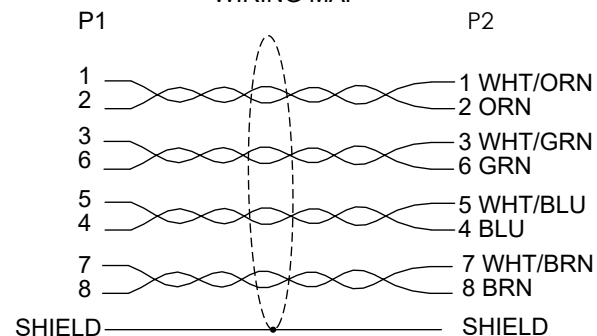
B

A

A



## WIRING MAP



## NOTES:

- LENGTHS OVER 10 METERS (32.8 FT) ARE CHANNEL RATED.
- PLENUM RATED JACKET MEETS OR EXCEEDS UL444 TYPE CMP AND FT6 REQUIREMENTS.
- CABLE ASSEMBLY SHALL BE TESTED FOR CONTINUITY.
- CABLE ASSEMBLY SHALL BE INDIVIDUALLY PACKAGED.

REGULATORY COMPLIANCE:  
EU RoHS DIRECTIVE (MOST RECENT RELEASED VERSION).

THE INFORMATION CONTAINED IN THIS DRAWING IS THE SOLE PROPERTY OF INFINITE ELECTRONICS, INC. ANY REPRODUCTION IN PART OR WHOLE WITHOUT THE WRITTEN PERMISSION OF INFINITE ELECTRONICS, INC. IS PROHIBITED. THESE COMMODITIES, TECHNOLOGY OR SOFTWARE WERE EXPORTED FROM THE UNITED STATES IN ACCORDANCE WITH THE EXPORT ADMINISTRATION REGULATIONS. DIVERSION CONTRARY TO U.S. LAW PROHIBITED.

UNLESS OTHERWISE SPECIFIED  
LEADING DIMENSIONS ARE INCHES  
DIMENSIONS IN [ ] ARE MILLIMETERS

TOLERANCES:  
X = ±.2 [5] FRACTIONS  
.XX = ±.02 [0.5] ± 1/32  
.XXX = ±.005 [0.13] ANGLES ± 1°

CABLE LENGTH TOLERANCES:  
≤12 [305] = +1 [25] / -0  
>12 [305] ≤ 60 [1524] = +2 [51] / -0  
>60 [1524] ≤ 120 [3048] = +4 [102] / -0  
>120 [3048] ≤ 300 [7620] = +6 [152] / -0  
>300 [7620] = +5% / -0

ALL DIMENSIONS ARE FOR REFERENCE ONLY  
AND SUBJECT TO CHANGE WITHOUT NOTICE.  
UN-DIMENSIONED/NON-CRITICAL FEATURES  
MAY VARY IN SIZE AND LOCATION  
COLORS MAY VARY

**L-com**  
an INFINIT® brand

Website: [www.L-com.com](http://www.L-com.com)  
Phone: 1.800.341.5266 | 1.978.682.6936



INTERPRET ALL DIMENSIONS AND  
TOLERANCES PER ASME Y14.5

SCALE SHEET  
NONE 1 OF 2

## DESCRIPTION

RJ45 CAT6A F/UTP 23SLD CMP

SIZE	CAGE CODE	DRAWN BY	ITEM NO.	REV
A	43321	BPUCHASKI	TRD695AP	B

6

5

4

3

2

1

6

5

4

3

2

1

F

F

E

E

D

D

C

C

B

B

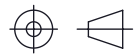
A

A

PART NUMBER	COLOR	LENGTH		PART NUMBER	COLOR	LENGTH		PART NUMBER	COLOR	LENGTH	
		FEET	METERS			FEET	METERS			FEET	METERS
TRD695APBLU-1	BLUE	1.0	0.30	TRD695APWHT-1	WHITE	1.0	0.30	TRD695APGRN-1	GREEN	1.0	0.30
TRD695APBLU-2	BLUE	2.0	0.61	TRD695APWHT-2	WHITE	2.0	0.61	TRD695APGRN-2	GREEN	2.0	0.61
TRD695APBLU-3	BLUE	3.0	0.91	TRD695APWHT-3	WHITE	3.0	0.91	TRD695APGRN-3	GREEN	3.0	0.91
TRD695APBLU-5	BLUE	5.0	1.52	TRD695APWHT-5	WHITE	5.0	1.52	TRD695APGRN-5	GREEN	5.0	1.52
TRD695APBLU-7	BLUE	7.0	2.13	TRD695APWHT-7	WHITE	7.0	2.13	TRD695APGRN-7	GREEN	7.0	2.13
TRD695APBLU-10	BLUE	10.0	3.05	TRD695APWHT-10	WHITE	10.0	3.05	TRD695APGRN-10	GREEN	10.0	3.05
TRD695APBLU-15	BLUE	15.0	4.57	TRD695APWHT-15	WHITE	15.0	4.57	TRD695APGRN-15	GREEN	15.0	4.57
TRD695APBLU-20	BLUE	20.0	6.10	TRD695APWHT-20	WHITE	20.0	6.10	TRD695APGRN-20	GREEN	20.0	6.10
TRD695APBLU-25	BLUE	25.0	7.62	TRD695APWHT-25	WHITE	25.0	7.62	TRD695APGRN-25	GREEN	25.0	7.62
TRD695APBLU-30	BLUE	30.0	9.14	TRD695APWHT-30	WHITE	30.0	9.14	TRD695APGRN-30	GREEN	30.0	9.14
TRD695APBLU-50	BLUE	50.0	15.24	TRD695APWHT-50	WHITE	50.0	15.24	TRD695APGRN-50	GREEN	50.0	15.24
TRD695APBLU-75	BLUE	75.0	22.86	TRD695APWHT-75	WHITE	75.0	22.86	TRD695APGRN-75	GREEN	75.0	22.86
TRD695APBLU-100	BLUE	100.0	30.48	TRD695APWHT-100	WHITE	100.0	30.48	TRD695APGRN-100	GREEN	100.0	30.48

**L-com**<sup>®</sup>  
an INFINIT<sup>®</sup> brand

Website: [www.L-com.com](http://www.L-com.com)  
Phone: 1.800.341.5266 | 1.978.682.6936



INTERPRET ALL DIMENSIONS AND TOLERANCES PER ASME Y14.5

SCALE	SHEET
NONE	2 OF 2

DESCRIPTION

RJ45 CAT6A F/UTP 23SLD CMP

THE INFORMATION CONTAINED IN THIS DRAWING IS THE SOLE PROPERTY OF INFINITE ELECTRONICS, INC. ANY REPRODUCTION IN PART OR WHOLE WITHOUT THE WRITTEN PERMISSION OF INFINITE ELECTRONICS, INC. IS PROHIBITED. THESE COMMODITIES, TECHNOLOGY OR SOFTWARE WERE EXPORTED FROM THE UNITED STATES IN ACCORDANCE WITH THE EXPORT ADMINISTRATION REGULATIONS. DIVERSION CONTRARY TO U.S. LAW PROHIBITED.

ALL DIMENSIONS ARE FOR REFERENCE ONLY AND SUBJECT TO CHANGE WITHOUT NOTICE. UN-DIMENSIONED/NON-CRITICAL FEATURES MAY VARY IN SIZE AND LOCATION. COLORS MAY VARY.

SIZE	CAGE CODE	DRAWN BY	ITEM NO.	REV
A	43321	BPUCHASKI	TRD695AP	B

6

5

4

3

2

1