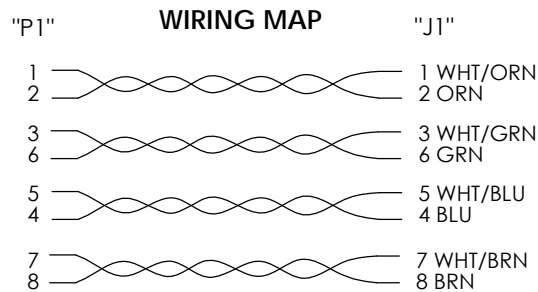
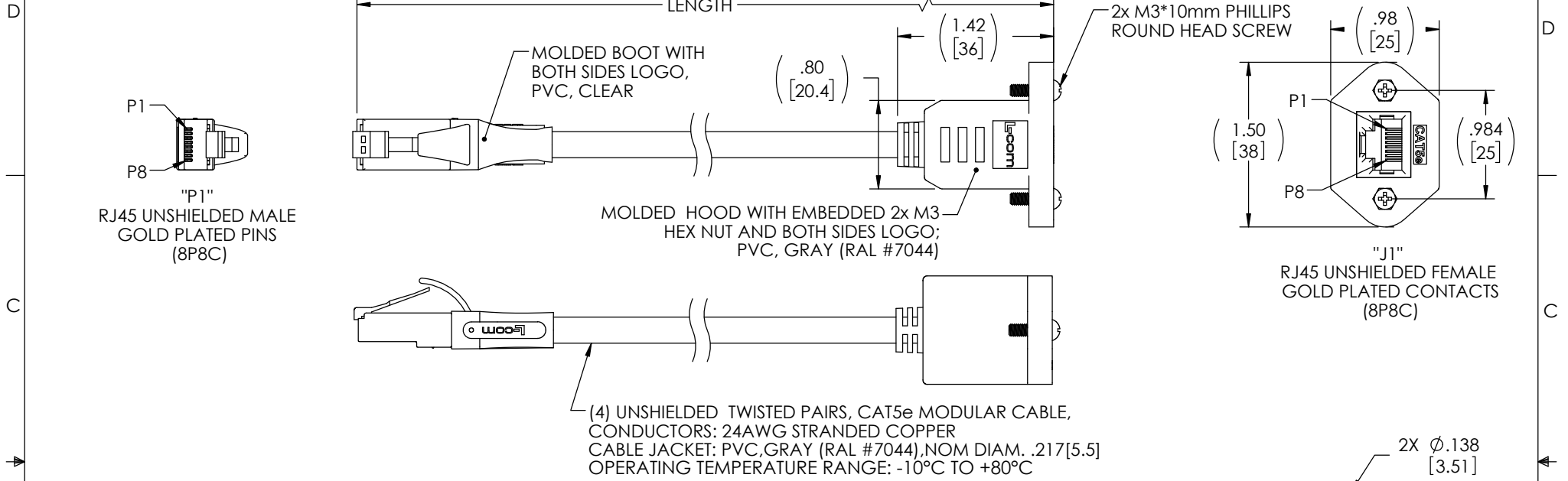
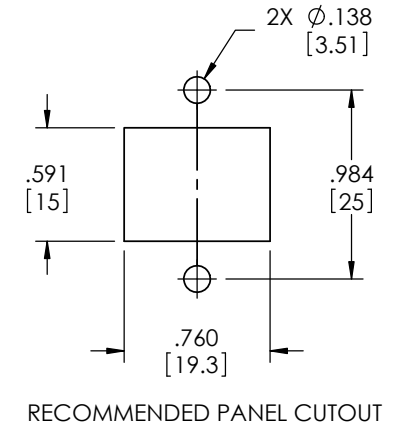


THE INFORMATION CONTAINED IN THIS DRAWING IS THE SOLE PROPERTY OF L-COM, INC. ANY REPRODUCTION IN PART OR WHOLE WITHOUT THE WRITTEN PERMISSION OF L-COM, INC. IS PROHIBITED.

REVISION					
ZONE	REV	DESCRIPTION	DATE	CHANGED BY	APPROVED
	A	CN INITIAL RELEASE	01/09/2024	BZHANG	WLI



PART NUMBER	LENGTH METERS [FEET]
TRDC5EXTF-0.5M	0.5 [1.64]
TRDC5EXTF-0.6M	0.6 [1.97]
TRDC5EXTF-1M	1.0 [3.28]
TRDC5EXTF-1.5M	1.5 [4.92]
TRDC5EXTF-2M	2.0 [6.56]
TRDC5EXTF-2.5M	2.5 [8.20]
TRDC5EXTF-3M	3.0 [9.84]
TRDC5EXTF-5M	5.0 [16.40]
TRDC5EXTF-7M	7.0 [22.97]



NOTES:

1. MODULAR CONNECTOR TO MEET TIA-1096.
2. CABLE ASSEMBLY TO BE SHIPPED WITH (2) M3 X 10mm LONG PHILLIPS ROUND HEAD SCREWS
3. CABLE ASSEMBLY SHALL BE TESTED FOR CONTINUITY.
4. CABLE ASSEMBLY SHALL BE INDIVIDUALLY PACKAGED IN ACCORDANCE WITH L-COM SPECIFICATION PS-0031.

REGULATORY COMPLIANCE:

EU RoHS DIRECTIVE (MOST RECENT RELEASED VERSION)

UNLESS OTHERWISE SPECIFIED, DIMENSIONS ARE IN INCHES [mm]	APPROVALS	DATE	 50 High Street, West Mill, North Andover, MA 01845 USA. Phone: 1.800.341.5266 1.978.682.6936
	OVERALL CABLE LENGTH TOLERANCES: ≤12 [305] = +1 [25] / -0 >12 [305] ≤60 [1524] = +2 [51] / -0 >60 [1524] ≤120 [3048] = +4 [102] / -0 >120 [3048] ≤300 [7620] = +6 [152] / -0 >300 [7620] = +5% / -0	DRAWN BY BZHANG	
ALL OTHER DIMENSIONAL TOLERANCES: .X = ± .2 [5] FRACTIONS ± 1/32 .XX = ± .02 [.5] ANGLES ± 1° .XXX = ± .005 [.13]	CHECKED BY WLI	01/05/2024	CATEGORY TELECOM/MODULAR
	APPROVED BY WLI	01/05/2024	
THIRD-ANGLE PROJECTION 	CONFIGURATION DETAILS OF UNDIMENSIONED FEATURES MAY VARY	COLOR VARIATIONS MAY OCCUR	SIZE A
REF	SCALE: NONE	CAGE CODE 43321	ITEM NO. TRDC5EXTF-xxM
		CAD FILE: TRDC5EXTF-xxM.SLDRW	REV. A
			SHEET 1 OF 1