

6

5

4

3

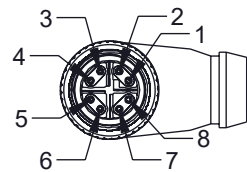
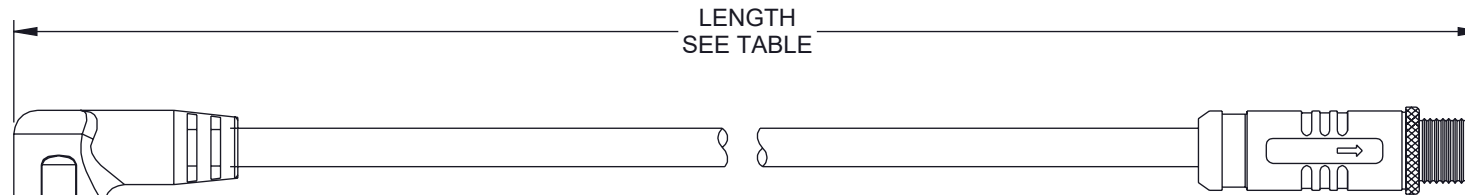
2

1

REVISION

ZONE	REV	DESCRIPTION	DATE	CHANGED BY	APPROVED
	A	INITIAL RELEASE	06/03/2025	TUFRERE	GUTTADAURO

F



PLUG A

PLUG A

(WHITE/ORANGE) 1 1 (WHITE/ORANGE)
 (ORANGE) 2 2 (ORANGE)


(WHITE/GREEN) 3 3 (WHITE/GREEN)
 (GREEN) 4 4 (GREEN)

(WHITE/BROWN) 5 5 (WHITE/BROWN)
 (BROWN) 6 6 (BROWN)

(WHITE/BLUE) 7 7 (WHITE/BLUE)
 (BLUE) 8 8 (BLUE)

DRAIN WIRE / SCREEN DRAIN WIRE / SCREEN

PLUG B



PLUG B

E

D

NOTES:

- CABLE:
 STRUCTURE: S/FTP 26AWG 4 PAIR PATCH CABLE CAT.7;
 JACKET: PUR, OD: 6.4 0.3mm; MARKING: CTi IEC 61156-6
 CATEGORY 7 S/FTP PATCH CABLE 4 PAIR 26AWG TPU
 BATCH NUMBER 00000001M (SEQUENTIAL LENGTH IN
 METERS); PLUG: M12; INNER GLUE: LWA-500 NATURAL
 COLOR; OUTER MOLDED: PUR.
- PATCH CABLE:
 IP CLASS: IP20; OPERATING TEMPERATURE RANGE:
 -40°C TO +85°C; FREQUENCY: 500MHZ; TRANSMISSION
 RATE: UP TO 10Gbps; POE: CAPABLE; PIN ASSIGNMENT:
 1:1; ASSIGNMENT ACC. STANDARD: IEC-61076-2-109;
 FLAME RESISTANCE: UL444 CMX; UV RESISTANCE: IEC
 60068-2-5 (2 CYCLE OF PROCEDURE B); OIL
 RESISTANCE: UL758 60°C; HALOGEN-FREE: IEC 60754-1.
- CONNECTOR:
 TYPE: CIRCULAR M12, X-CODE, MALE; MOUNTED; PINS:
 8; CATEGORY: CAT 6A; IP CLASS:IP68; TEMPERATURE
 RANGE -25°C TO +85°C; SHIELDED; DURABILITY: 500
 MATING CYCLES; INSULATION RESISTANCE: >100 MOhm;
 CONTACT RESISTANCE: 10 mOhm MAX; WITHSTANDING
 VOLTAGE: 500V AC/MINUTE.

C

B

A

THE INFORMATION CONTAINED IN THIS DRAWING IS THE SOLE PROPERTY OF INFINITE ELECTRONICS, INC. ANY REPRODUCTION IN PART OR WHOLE WITHOUT THE WRITTEN PERMISSION OF INFINITE ELECTRONICS, INC. IS PROHIBITED. THESE COMMODITIES, TECHNOLOGY OR SOFTWARE WERE EXPORTED FROM THE UNITED STATES IN ACCORDANCE WITH THE EXPORT ADMINISTRATION REGULATIONS. DIVERSION CONTRARY TO U.S. LAW PROHIBITED.

PART NO.	LENGTH
TRG612-P6N-05M	19.69 [0.5m]
TRG612-P6N-1M	39.37 [1m]
TRG612-P6N-3M	118.11 [3m]
TRG612-P6N-5M	196.85 [5m]
TRG612-P6N-10M	393.7 [10m]

UNLESS OTHERWISE SPECIFIED
 LEADING DIMENSIONS ARE INCHES
 DIMENSIONS IN [] ARE MILLIMETERS

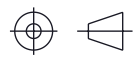
TOLERANCES:
 .X = ±.2 [5] FRACTIONS
 .XX = ±.02 [0.5] ± 1/32
 .XXX = ±.005 [0.13] ANGLES ± 1°

CABLE LENGTH TOLERANCES:
 ≤12 [305] = +1 [25] / -0
 >12 [305] ≤ 60 [1524] = +2 [51] / -0
 >60 [1524] ≤ 120 [3048] = +4 [102] / -0
 >120 [3048] ≤ 300 [7620] = +6 [152] / -0
 >300 [7620] = +5% / -0

ALL DIMENSIONS ARE FOR REFERENCE ONLY
 AND SUBJECT TO CHANGE WITHOUT NOTICE.
 UN-DIMENSIONED NON-CRITICAL FEATURES
 MAY VARY IN SIZE AND LOCATION
 COLORS MAY VARY

L-com
 an INFINIT® brand

Website: www.L-com.com
 Phone: 1.800.341.5266 | 1.978.682.6936



INTERPRET ALL DIMENSIONS AND
 TOLERANCES PER ASME Y14.5

SCALE SHEET
 NONE 1 OF 1

DESCRIPTION
 M12 CATEGORY 6A 10GIG IP68 8 POSITION X CODE DOUBLE
 SHIELDED S/FTP, 26AWG, OUTDOOR INDUSTRIAL CABLE,
 RAM12M M12M, CMX HFPUR, GRN

SIZE	CAGE CODE	DRAWN BY	ITEM NO.	REV
A	43321	TUFRERE	TRG612-P6N	A

6

5

4

3

2

1