

6

5

4

3

2

1

## REVISION

ZONE	REV	DESCRIPTION	DATE	CHANGED BY	APPROVED
	A	INITIAL RELEASE	01/15/2025	HBAKKE	GUTTADAURO

F

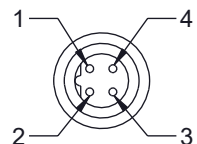
F

E

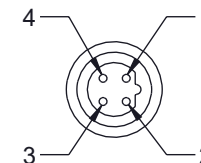
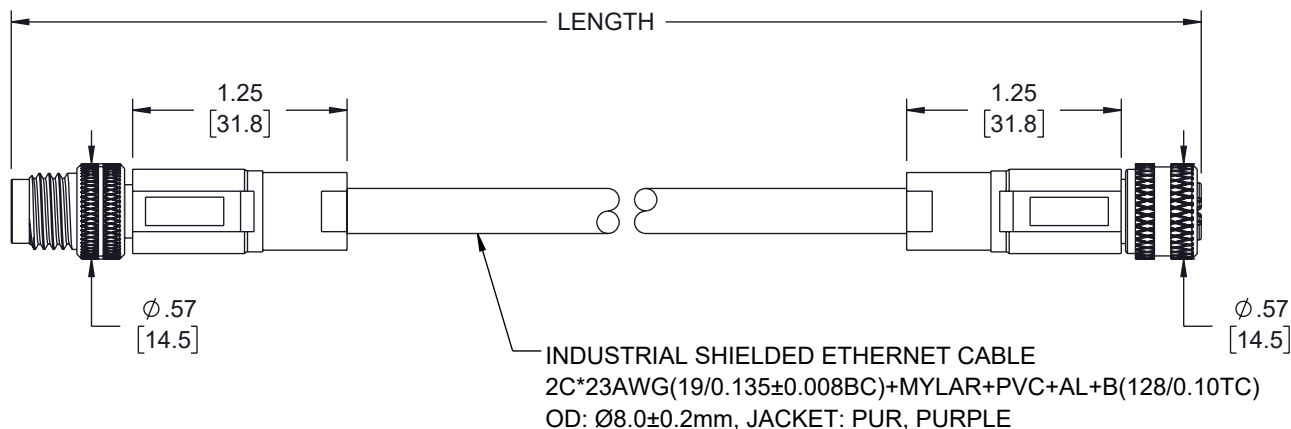
E

D

D



P1  
M12 MALE  
B-CODING  
4 POSITION



P2  
M12 FEMALE  
B-CODING  
4 POSITION

C

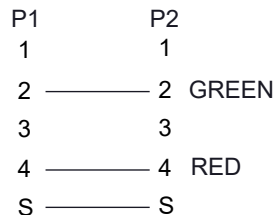
C

## NOTES:

- CABLE CHARACTERISTICS:  
OPERATING VOLTAGE: 250V AC/DC  
CONTACT RESISTANCE: 30mΩ MAX  
OPERATING CURRENT PER CONTACT: 4A MAX  
BENDING RADIUS (MOBILE): 120mm MIN  
BENDING RADIUS (FIXED): 80mm MIN  
TORSION SUPPORTED  
TEMPERATURE RANGE (MOBILE): -25°C TO +70°C  
TEMPERATURE RANGE (FIXED): -25°C TO +80°C  
DRAGCHAIN CAPABLE: 5,000,000 TIMES
- CABLE ASSEMBLY SHALL BE TESTED FOR CONTINUITY.
- CABLE ASSEMBLY SHALL BE INDIVIDUALLY PACKAGED.

REGULATORY COMPLIANCE:  
EU RoHS DIRECTIVE (MOST RECENT RELEASED VERSION).

THE INFORMATION CONTAINED IN THIS DRAWING IS THE SOLE PROPERTY OF INFINITE ELECTRONICS, INC. ANY REPRODUCTION IN PART OR WHOLE WITHOUT THE WRITTEN PERMISSION OF INFINITE ELECTRONICS, INC. IS PROHIBITED. THESE COMMODITIES, TECHNOLOGY OR SOFTWARE WERE EXPORTED FROM THE UNITED STATES IN ACCORDANCE WITH THE EXPORT ADMINISTRATION REGULATIONS. DIVERSION CONTRARY TO U.S. LAW PROHIBITED.

CONNECTION  
DIAGRAM

ITEM NUMBER	LENGTH [TOL.]	
	METERS [mm]	FEET [IN]
TRGB402-P3P-1M	1.0 [+35/-20]	3.28 [+1.38/- .79]
TRGB402-P3P-5M	5.0 [±60]	16.40 [±2.36]

B

B

A

A

UNLESS OTHERWISE SPECIFIED  
LEADING DIMENSIONS ARE INCHES  
DIMENSIONS IN [ ] ARE MILLIMETERS

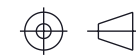
TOLERANCES:  
X = ±.2 [5]      FRACTIONS  
.XX = ±.02 [0.5]      ± 1/32  
.XXX = ±.005 [0.13]      ANGLES ± 1°

CABLE LENGTH TOLERANCES:  
≤12 [305] = +1 [25] / -0  
>12 [305] ≤ 60 [1524] = +2 [51] / -0  
>60 [1524] ≤ 120 [3048] = +4 [102] / -0  
>120 [3048] ≤ 300 [7620] = +6 [152] / -0  
>300 [7620] = +5% / -0

ALL DIMENSIONS ARE FOR REFERENCE ONLY  
AND SUBJECT TO CHANGE WITHOUT NOTICE.  
UN-DIMENSIONED NON-CRITICAL FEATURES  
MAY VARY IN SIZE AND LOCATION  
COLORS MAY VARY

**L-com**  
an INFINIT@ brand

Website: [www.L-com.com](http://www.L-com.com)  
Phone: 1.800.341.5266 | 1.978.682.6936



INTERPRET ALL DIMENSIONS AND  
TOLERANCES PER ASME Y14.5

SCALE	SHEET
NONE	1 OF 1

## DESCRIPTION

IP68 M12 4 POSITION B-CODE MALE TO FEMALE, INDUSTRIAL  
DRAG CHAIN PUR, 23AWG, PURPLE

SIZE	CAGE CODE	DRAWN BY	ITEM NO.	REV
A	43321	HBAKKE	TRGB402-P3P	A

6

5

4

3

2

1