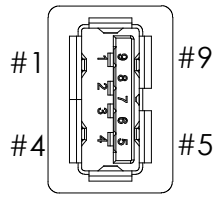
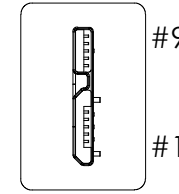
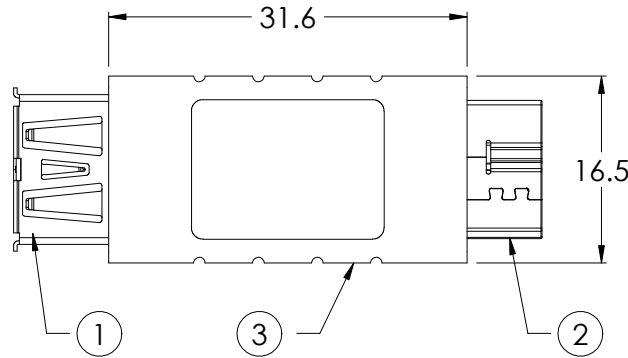


THE INFORMATION CONTAINED IN THIS DRAWING IS THE SOLE PROPERTY OF L-COM, INC. ANY REPRODUCTION IN PART OR WHOLE WITHOUT THE WRITTEN PERMISSION OF L-COM, INC. IS PROHIBITED.

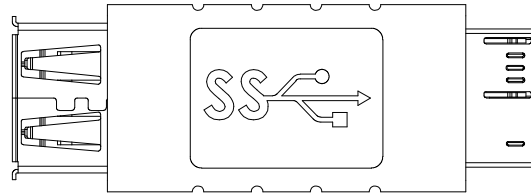
REVISIONS			
REV	DESCRIPTION	DATE	APPROVED
A	INITIAL RELEASE	07/28/17	J.YOU



P1



P2



PIN OUT

01	01
02	02
03	03
04	05
05	06
06	07
07	08
08	09
09	10
SHELL	SHELL

NOTES:

Electrical Properties

1. It should be no any open/short, miswiring and intermittent failures.
2. The cable shall be 100% electrical test.
3. Voltage test: DC 300V 10MS;  
Insulation resistance: 5.0M ohm/min;  
Conductance resistance: 5.0 ohm/max.

Machinery Character:

1. All dimension are "mm" except specified.
2. The cable should be clean, free of oiled/flash/burred.
3. Package: individually packaged in a clear polybag.
4. Cable Ass'y shall be RoHS Compliant.

Item	DESCRIPTION	UNIT	QTY
3	Outer molded: 45P PVC, Color: Blue.	G	10
2	Conn: MICRO USB3.0 B Male, insulaton Blue, PIN GOLD FLASH.	PCS	1
1	Conn: USB 3.0 A Female, PIN GOLD FLASH, insulaton Blue.	PCS	1

UNLESS OTHERWISE SPECIFIED, DIMENSIONS ARE IN INCHES [mm] OVERALL CABLE LENGTH TOLERANCE: ≤12 [305] = +1 [25] / -0 >12 [305] ≤60 [1524] = +2 [51] / -0 >60 [1524] ≤120 [3048] = +4 [102] / -0 >120 [3048] ≤300 [7620] = +6 [152] / -0 >300 [7620] = +3% / -0% ALL OTHER DIMENSIONAL TOLERANCES: .X = ±.2 [5.08] .XX = ±.02 [1.51] .XXX = ±.005 [1.13]	APPROVALS	DATE	50 HIGH STREET NORTH ANDOVER, MA 01845		
	DRAWN BY	07/28/17			CATEGORY
	CHECKED BY	07/28/17			USB
	APPROVED BY	07/28/17			PRODUCT DESCRIPTION
PROJECTION	CONFIGURATION DETAILS OF UNDIMENSIONED FEATURES MAY VARY	SIZE	FSCM NO.	DWG. NO.	REV.
	COLOR VARIATIONS MAY OCCUR	A	43321	U3C00025	A
		SCALE: NONE	CAD FILE: U3C00025.SLDDRW	SHEET 1 OF 1	