


MPO no pins to MPO no pins, 8 fiber, Type A, OM3 50/125µm
Multimode, OFNR Jacket, Aqua, 3 meter



MPFF8OM3AR-3

Features

- MPO Patch Cable, Female MPO (w/o pins) to Female MPO (w/o pins)
- 3.0mm, round OFNR jacketing
- Type A Polarity, (KEY UP KEY DOWN)
- Fully compatible with US Conec MTP products
- Indoor Multimode OM3

Applications

- Ethernet
- LAN
- QSFP (40G) Transceivers
- Server farms
- Voice/video/data

Description

L-com's MPFF8OM3AR-3 is a fiber optic patch cable assembly that is suitable for LAN, QSFP (40G) transceivers, server farms, voice/video/data, and Ethernet applications. This aqua blue fiber optic cable is equipped with MPO (w/o pins) female to MPO (w/o pins) female connectors. Our patch cable assembly has a type A (key up, key down) polarity. This fiber optic cable assembly is available in a length of 3 meters.

This MPO (w/o pins) female to MPO (w/o pins) female cable comes with a multimode OM3 fiber and has a fiber diameter of 50/125 µm. The MPFF8OM3AR-3 fiber optic patch cable from L-com features an OFNR-rated jacket. Our fiber optic cable assembly can be customized in different lengths to fit specific installation needs, ensuring efficient network management in high-density setups without compromising delivery time or quality. Additional dimensions, specifications, and CAD drawings for this cable can be found on its downloadable PDF datasheet.

L-com has one of the largest in-stock selections of fiber optic patch cables for international and domestic orders. Make your online purchase right now to take advantage of our same-business-day shipping. We are committed to delivering excellent service to support our customers in maintaining the continuity and reliability of their networks. For further information on similar products, our expert technical support and knowledgeable sales team can help you get the ideal multimode OM3 fiber optic cable for your requirements.


Configuration

Function	Patch
Cable Type	Base-8 Multimode
Mode	Multimode
Mode Class	OM3
Fiber Diameter	50/125 µm
Connection 1 Type	MPO (w/o pins)
Connection 1 Gender	Female
Connection 1 Polish	UPC
Connection 2 Type	MPO (w/o pins)
Connection 2 Gender	Female
Connection 2 Polish	UPC
Cable Color	Aqua Blue

Optical Specifications

Description	Minimum	Typical	Maximum	Units
Return Loss - MPO	20			dB

MPO no pins to MPO no pins, 8 fiber, Type A, OM3 50/125µm
Multimode, OFNR Jacket, Aqua, 3 meter



MPFF8OM3AR-3

Optical Specifications

Description	Minimum	Typical	Maximum	Units
Insertion Loss - MPO			0.75	dB

Mechanical Specifications

Cable Assembly

Length	3 m [118.11 in]
Width/Diameter	3 mm

Cable

Cable Type	Patch
Polarity	Type A
Static Bend Radius	30 mm
Dynamic Bend Radius	60 mm
Max Crush Resistance, Short Term (N/100mm)	500
Max Crush Resistance, Long Term (N/100mm)	100

Connectors

Description	Connector 1	Connector 2
Type	MPO (w/o pins) Female	MPO (w/o pins) Female
Connector Polish	UPC	UPC

Environmental Specifications


Operating Range Temperature	-40 to +75 deg C
Ingress Protection (IP) Rating	Non-Rated

Compliance Certifications (see [product page](#) for current document)

Plotted and Other Data

Notes:

MPO no pins to MPO no pins, 8 fiber, Type A, OM3 50/125µm Multimode, OFNR Jacket, Aqua, 3 meter



MPFF8OM3AR-3

Typical Performance Data

How to Order

Part Number Configuration:

MPFF8OM3AR

-XX

UU

Unit of Measure:

F = Feet

<blank> = Meters

Lengths

Base Number

Example: MPFF8OM3AR-12 = 12 meters long cable
MPFF8OM3AR-10F = 10 feet long cable

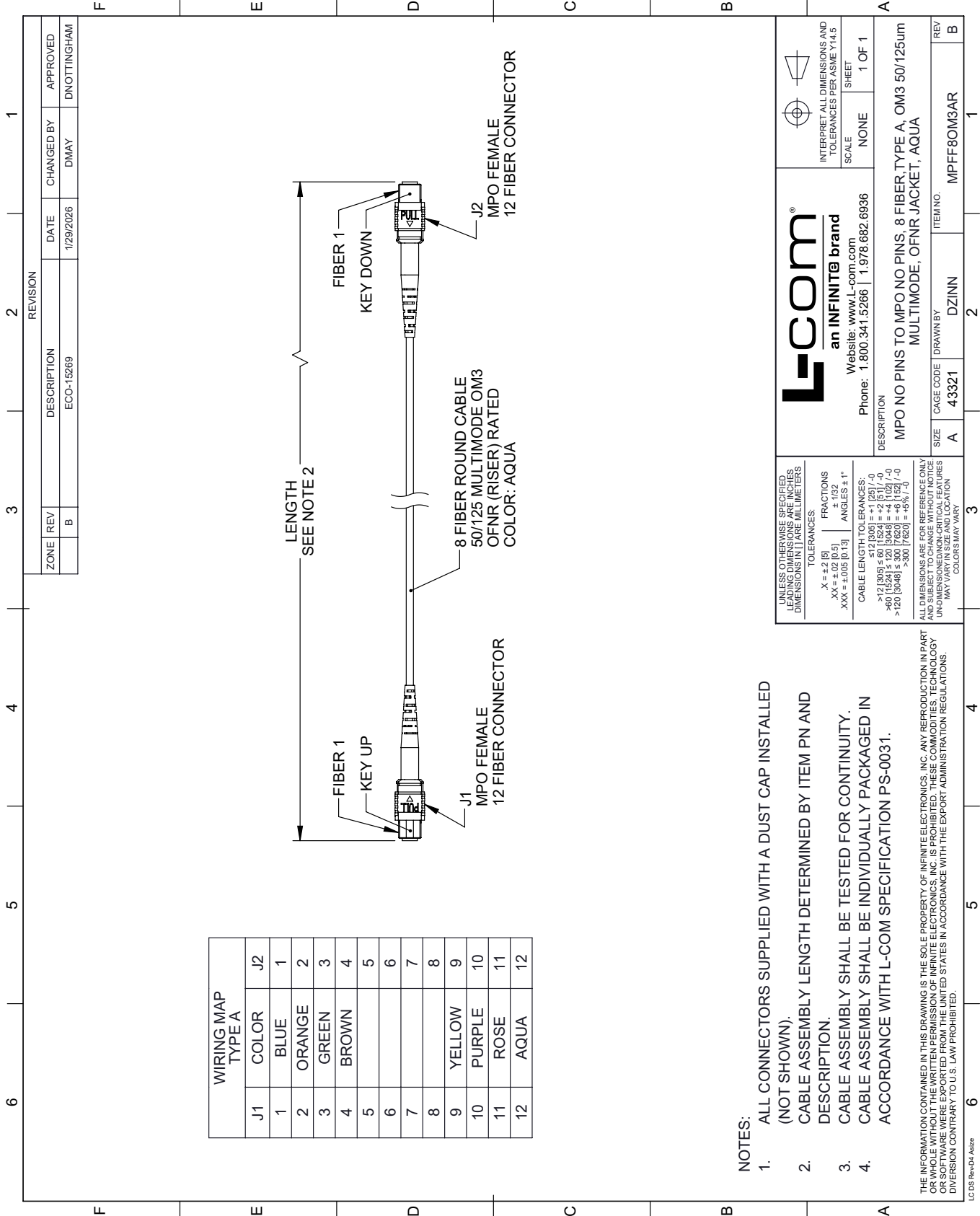
MPO no pins to MPO no pins, 8 fiber, Type A, OM3 50/125µm Multimode, OFNR Jacket, Aqua, 3 meter from L-com has same day shipment for domestic and International orders. Our portfolio includes coaxial cable assemblies, connectors, adapters and custom products as well as lightning and surge protectors, NEMA rated enclosures, and an RF product line which includes antennas, amplifiers, passive, and active components.

URL: <https://www.l-com.com/fiber-optic-mpo-no-pins-to-mpo-no-pins-8-fibertype-aom3-50-125um-multimode-ofnr-jacket-aqua-3-meter>

The information contained within this document is accurate to the best of our knowledge and representative of the part described herein. It may be necessary to make modifications to the part and/or the documentation of the part in order to implement improvements. L-com reserves the right to make such changes as required. Unless otherwise stated, all specifications are nominal. L-com does not make any representation or warranty regarding the suitability of the part described herein for any particular purpose, and L-com does not assume liability arising out of the use of any part or document.

MPFF8OM3AR-3 CAD Drawing

MPO no pins to MPO no pins, 8 fiber, Type A, OM3 50/125µm Multimode, OFNR Jacket, Aqua, 3 meter



WIRING MAP TYPE A	
J1	J2
1	BLUE
2	ORANGE
3	GREEN
4	BROWN
5	
6	
7	
8	
9	YELLOW
10	PURPLE
11	ROSE
12	AQUA

- NOTES:**
- ALL CONNECTORS SUPPLIED WITH A DUST CAP INSTALLED (NOT SHOWN).
 - CABLE ASSEMBLY LENGTH DETERMINED BY ITEM PN AND DESCRIPTION.
 - CABLE ASSEMBLY SHALL BE TESTED FOR CONTINUITY.
 - CABLE ASSEMBLY SHALL BE INDIVIDUALLY PACKAGED IN ACCORDANCE WITH L-COM SPECIFICATION PS-0031.

THE INFORMATION CONTAINED IN THIS DRAWING IS THE SOLE PROPERTY OF INFINITE ELECTRONICS, INC. ANY REPRODUCTION IN PART OR WHOLE WITHOUT THE WRITTEN PERMISSION OF INFINITE ELECTRONICS, INC. IS PROHIBITED. THESE COMMODITIES, TECHNOLOGY OR SOFTWARE WERE EXPORTED FROM THE UNITED STATES IN ACCORDANCE WITH THE EXPORT ADMINISTRATION REGULATIONS. DIVERSION CONTRARY TO U.S. LAW PROHIBITED.

REVISION		DATE	CHANGED BY	APPROVED	
ZONE	REV	DESCRIPTION	ECO-15269	DMAY	DNOTTINGHAM
	B				

 an INFINITE brand Website: www.L-com.com		INTERPRET ALL DIMENSIONS AND TOLERANCES PER ASME Y14.5
Phone: 1.800.341.5266 1.978.682.6936	SCALE: NONE	SHEET: 1 OF 1
DESCRIPTION: MPO NO PINS TO MPO NO PINS, 8 FIBER, TYPE A, OM3 50/125µm MULTIMODE, OFNR JACKET, AQUA		
SIZE: A	CAGE CODE: 43321	DRAWN BY: DZINN
ITEM NO: MPFF8OM3AR		REV: B

UNLESS OTHERWISE SPECIFIED, DIMENSIONS ARE IN INCHES. LEADING DIMENSIONS ARE IN PARENTHESES. DIMENSIONS IN [] ARE MILLIMETERS.

TOLERANCES:
 .X = ±.2 [5]
 .XX = ±.02 [0.5]
 .XXX = ±.005 [0.13]

FRACTIONS: ± 1/32
 ANGLES: ± 1°

CABLE LENGTH TOLERANCES:
 <12 [305] ≤ 60 [1524] = ±.2 [5] / -0
 >60 [1524] ≤ 120 [3048] = ±.4 [102] / -0
 >120 [3048] ≤ 300 [7620] = ±.8 [20] / -0
 >300 [7620] = ±.9 [23] / -0

ALL DIMENSIONS ARE FOR REFERENCE ONLY. DIMENSIONS OF NON-CRITICAL FEATURES MAY VARY IN SIZE AND LOCATION. COLORS MAY VARY.