


Type B MPO w/ pins to SC/UPC fan-out, 2.0mm Diameter, 8 Fiber, Multimode OM5 100GB 50/125µm, OFNP Jacket, 10 Meter



MPMB8OM5-20SCUP-10

Features

- 8 Fiber Type B MPO Male (w/ pins) to 8x SC/UPC
- Fan-Out length of 0.5M
- OFNP (Plenum) Rated Jacket
- Multimode OM5 100GB 50/125µm Fiber

Applications

- Data Centers
- Ethernet
- Link Aggregation
- Server Connectivity

Description

The MPMB8OM5-20SCUP-10 from L-com is a fan-out cable assembly that comes with a type B MPO (w/ pins) male to 8x SC/UPC connector configuration. This fiber optic cable with 8 fibers features an OFNP-rated jacket and has a cable diameter of 3 mm. Our fan-out cable is suitable for applications such as data centers, Ethernet, link aggregation, and server connectivity. This lime green fiber optic cable assembly is available in a length of 10 meters and can withstand temperatures ranging from 0 to 60 degrees C.

Our MPO (w/ pins) to SC cable comes with a multimode OM5 fiber and has a fiber diameter of 50/125 µm. L-com's fan-out cable assembly is ideal for making connections within rack mounted or wall mounted fiber enclosures. Our fiber optic cable assembly can be customized in different lengths to fit specific installation needs, ensuring efficient network management in high-density setups without compromising delivery time or quality. Additional dimensions, specifications, and CAD drawings for this MPMB8OM5-20SCUP-10 fan-out cable can be found on its downloadable PDF datasheet.

L-com has one of the largest in-stock selections of fiber optic cable assemblies for international and domestic orders. Make your online purchase right now to take advantage of our same-business-day shipping. We are committed to delivering excellent service to support our customers in maintaining the continuity and reliability of their networks. For further information on similar products, our expert technical support and knowledgeable sales team can help you get the ideal multimode OM5 fan-out cable for your requirements.


Configuration

Function	Fan-out
Cable Type	Base-8 Multimode
Mode	Multimode
Mode Class	OM5
Fiber Diameter	50/125 µm
Connection 1 Type	MPO (w/ pins)
Connection 1 Gender	Male
Connection 1 Polish	PC
Connection 2 Type	SC
Connection 2 Polish	UPC
Cable Color	Lime Green

Optical Specifications

Description	Minimum	Typical	Maximum	Units
Return Loss - MPO	30			dB
Insertion Loss - MPO			0.7	dB
Return Loss - LC, ST, SC, FC	30			dB

Type B MPO w/ pins to SC/UPC fan-out, 2.0mm Diameter, 8 Fiber, Multimode OM5 100GB 50/125µm, OFNP Jacket, 10 Meter



MPMB8OM5-20SCUP-10

Optical Specifications

Description	Minimum	Typical	Maximum	Units
Insertion Loss - LC, ST, SC, FC			0.3	dB

Mechanical Specifications

Cable Assembly

Length	10 m [393.70 in]
Width/Diameter	3 mm

Cable

Cable Type	Fan-out
Polarity	Type B
Breakout Diameter	2 mm
Static Bend Radius	30 mm
Dynamic Bend Radius	60 mm
Max Crush Resistance, Short Term (N/100mm)	500
Max Crush Resistance, Long Term (N/100mm)	100

Connectors

Description	Connector 1	Connector 2
Type	MPO (w/ pins) Male	SC
Connector Polish	PC	UPC

Environmental Specifications


Operating Range Temperature	0 to +60 deg C
Storage Range Temperature	-20 to +60 deg C

Compliance Certifications (see [product page](#) for current document)

Plotted and Other Data

Notes:

Type B MPO w/ pins to SC/UPC fan-out, 2.0mm Diameter, 8 Fiber, Multimode OM5 100GB 50/125µm, OFNP Jacket, 10 Meter



MPMB8OM5-20SCUP-10

Typical Performance Data

How to Order

Part Number Configuration:

MPMB8OM5-20SCUP

-XX

UU

Unit of Measure:

F = Feet

<blank> = Meters

Lengths

Base Number

Example: MPMB8OM5-20SCUP-12 = 12 meters long cable
MPMB8OM5-20SCUP-10F = 10 feet long cable

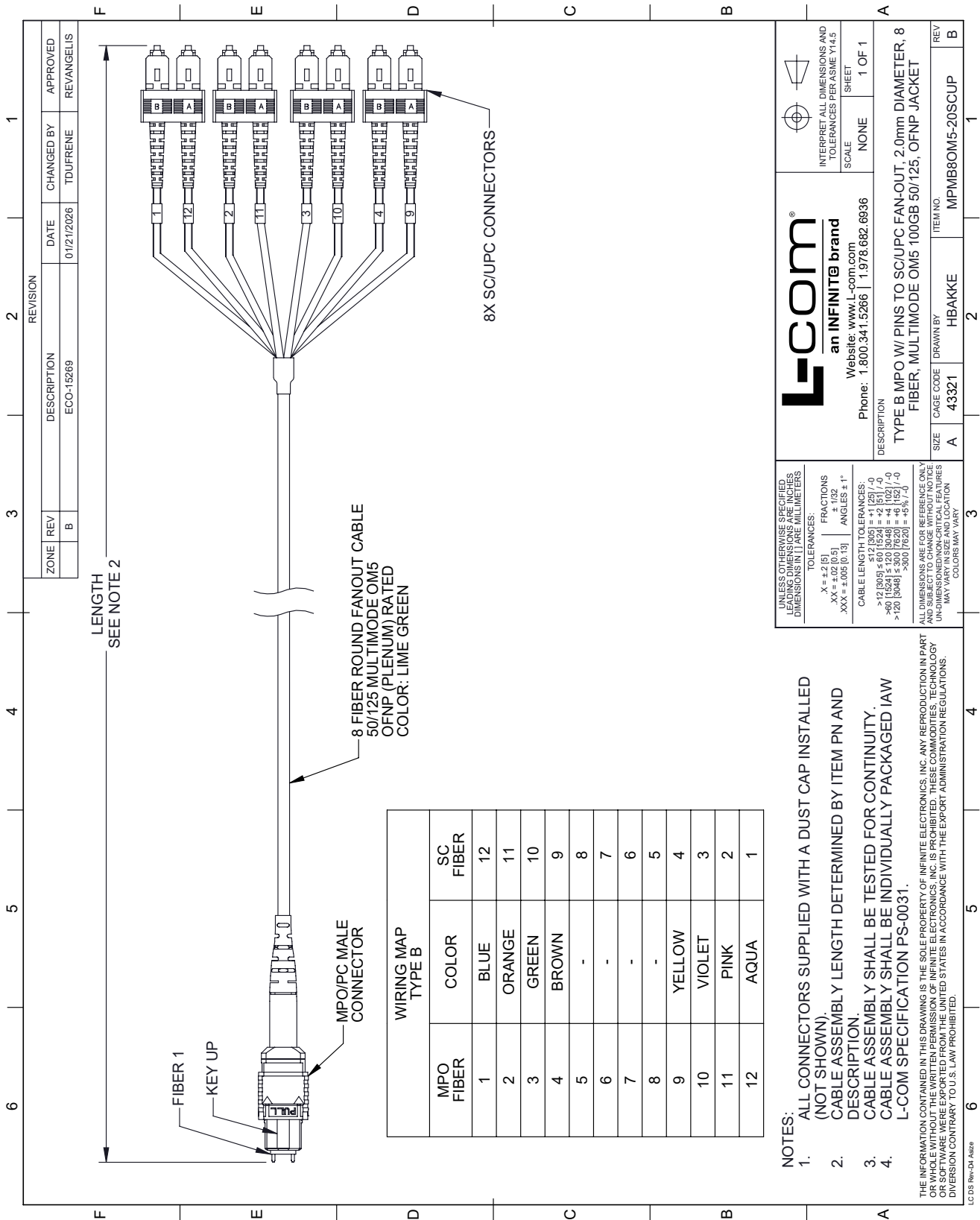
Type B MPO w/ pins to SC/UPC fan-out, 2.0mm Diameter, 8 Fiber, Multimode OM5 100GB 50/125µm, OFNP Jacket, 10 Meter from L-com has same day shipment for domestic and International orders. Our portfolio includes coaxial cable assemblies, connectors, adapters and custom products as well as lightning and surge protectors, NEMA rated enclosures, and an RF product line which includes antennas, amplifiers, passive, and active components.

URL: <https://www.l-com.com/type-b-mpo-w-pins-to-sc-upc-fan-out-2-0mm-diameter-8-fiber-multimode-om5-100gb-50-125-ofnp-jacket-10-meter-mpmb8om5-20scup-10>

The information contained within this document is accurate to the best of our knowledge and representative of the part described herein. It may be necessary to make modifications to the part and/or the documentation of the part in order to impliment improvements. L-com reserves the right to make such changes as required. Unless otherwise stated, all specifications are nominal. L-com does not make any representation or warranty regarding the suitability of the part described herein for any particular purpose, and L-com does not assume liability arising out of the use of any part or document.

MPMB8OM5-20SCUP-10 CAD Drawing

Type B MPO w/ pins to SC/UPC fan-out, 2.0mm Diameter, 8 Fiber, Multimode OM5 100GB 50/125µm, OFNP Jacket, 10 Meter



REVISION		DATE	CHANGED BY	APPROVED
ZONE	REV	DESCRIPTION	ECO-15269	TDUFRENE
	B			REVANGELIS

LENGTH SEE NOTE 2

L-com
an INFINITE brand
Website: www.l-com.com
Phone: 1.800.341.5266 | 1.978.682.6936

UNLESS OTHERWISE SPECIFIED, LEADING DIMENSIONS AND DIMENSIONS IN [] ARE MILLIMETERS.
TOLERANCES:
X = ±.2 [5] FRACTIONS ± 1/32 ANGLES ± 1°
.XX = ±.02 [0.5] .XXX = ±.005 [0.13]
CABLE LENGTH TOLERANCES:
>12 (305) ≤ 60 (1524) = ±.15 [1.0]
>60 (1524) ≤ 300 (7620) = ±.15 [1.0]
>300 (7620) = ±.5% [7.0]

ALL DIMENSIONS ARE FOR REFERENCE ONLY AND SUBJECT TO CHANGE WITHOUT NOTICE UNLESS OTHERWISE SPECIFIED. CRITICAL FEATURES MAY VARY. COLORS MAY VARY.

INTERPRET ALL DIMENSIONS AND TOLERANCES PER ASME Y14.5
SCALE NONE SHEET 1 OF 1

DESCRIPTION
TYPE B MPO W/ PINS TO SC/UPC FAN-OUT, 2.0mm DIAMETER, 8 FIBER, MULTIMODE OM5 100GB 50/125, OFNP JACKET

SIZE	A	DESCRIPTION	MPMB8OM5-20SCUP
CAGE CODE	43321	DRAWN BY	HBAKKE
ITEM NO.	2	REV	B

- NOTES:
- ALL CONNECTORS SUPPLIED WITH A DUST CAP INSTALLED (NOT SHOWN).
 - CABLE ASSEMBLY LENGTH DETERMINED BY ITEM PN AND DESCRIPTION.
 - CABLE ASSEMBLY SHALL BE TESTED FOR CONTINUITY.
 - CABLE ASSEMBLY SHALL BE INDIVIDUALLY PACKAGED IAW L-COM SPECIFICATION PS-0031.

THIS INFORMATION CONTAINED IN THIS DRAWING IS THE SOLE PROPERTY OF INFINITE ELECTRONICS, INC. ANY REPRODUCTION IN PART OR WHOLE WITHOUT THE WRITTEN PERMISSION OF INFINITE ELECTRONICS, INC. IS PROHIBITED. THESE COMMODITIES, TECHNOLOGY OR SOFTWARE WERE EXPORTED FROM THE UNITED STATES IN ACCORDANCE WITH THE EXPORT ADMINISTRATION REGULATIONS. DIVERSION CONTRARY TO U.S. LAW PROHIBITED.

LC DS Rev-04 Add